


























































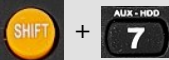


































Original	Recharge	Original	Recharge
 Power	 Power	 CD Stop	 Stop / Hold
 P.Scan	 TV/Radio /	 CD Repeat A-B	 Yellow / YouTube / Repeat
 1	 1	 CD Intro	 Subtitle / EQ
 2	 2	 Deck Sel A	 Shift + CH+ /
 3	 3	 Deck Play	 Shift + Play /
 4	 4	 Deck >>	 Shift + >> /
 5	 5	 Deck Pause	 Shift + Pause / Step /
 6	 6	 Deck Sel B	 Shift + CH- /
 7	 7	 Deck Rec	 Shift + Rec / Rec Mode
 8	 8	 Deck Play	 Shift + I<< / Preset-
 9	 9	 Deck <<	 Shift + << /
 0	 0	 Deck Stop	 Shift + Stop /
 CD Disc	 Eject / Surround	 Equalizer Preset	 Up
 CD Play	 Play / Slow	 Equalizer User	 Right
 CD Pause	 Pause / Step / Freeze	 Equalizer File	 Down
 CD I<<	 I<< / Preset-	 Equalizer T.Mon	 Left
 CD >>I	 >>I / Preset+	 Equalizer Display	 OK





Original		Rechange		Original		Rechange	
	Input Selector CD		Shift + 3		Master Down		Vol-
	Input Selector Tuner		Shift + 6		Display Sys		Display / Media
	Input Selector Video 1		Shift + 4		Sleep		Sleep / Timer
	Input Selector		Shift + 7		CH Level Down		CH- / Page-
	Input Selector Tape Mon.		Shift + 5		Mute		Mute / Dimmer
	Input Selector Video 2		Shift + 8				
	Stereo		Audio / Lang I/II				
	Input Selector 6 CH Direct		Shift + 1				
	Input Selector Video 3		Shift + 9				
	Auto		Smart / List				
	DSP Mode		Menu / Home				
	T.Tone		Text / Goto				
	CH Level Up		CH+ / Page+				
	CH Sel.		Info / Angle				
	Master Up		Vol+				
	D.Time		D.Menu / Top				
	Adjust		Setup / OPT /				

