

Original		Rechange	
RECEIVER	Power Receiver		Power
5	Effect-	SLEEP	8
6	Effect+		9
MASTER VOLUME +	Master		Vol +
–	Master Volume-		Vol -
TUNE ▲+	Up/Tune+	LAY MOD	Up
TUNE ▼–	Down/Tune-		Down
ENTER	Enter		Ok
ST+ ▶	Right/ST+		Right
ST– ◀	Left/ST-		Left
DD/DTS	Dolby		Dual
DSP	DSP		Info
TEST TONE	Test Tone		Subt
CH SELECT	CH Select		Red
LOUDNESS	Loudness		Green
FUNCTION	Function		Smart
MUTING	Muting		Mute

Original		Rechange	
FL DIMMER	FL Dimmer		Yellow
CH LEVEL +	CH Level+		Ch +
CH LEVEL –	CH Level-		Ch -
DVD	DVD		1
TV	TV	LIST	2
VCR	VCR		3
CD-R	CD-R		4
TUN	TUN	PROG	5
1 MIDNIGHT	Midnight		Options
2 5.1/7.1	5.1CH		TV/R
3 ATT	ATT		Blue
SIGNAL SELECT	Signal Select	SC NA	Media
TV ⏻	Power TV	+	Shift + Power
1 MIDNIGHT	1 Tv	+	Shift + 1
2 5.1/7.1	2 Tv	+ LIST	Shift + 2
3 ATT	3 Tv	+	Shift + 3
4	4 Tv	+	Shift + 4



Original		Rechange	
5	5 Tv	+ PROG	Shift + 5
6	6 Tv	+	Shift + 6
7	7 Tv	+	Shift + 7
8	8 Tv	+ LEEP	Shift + 8
9	9 Tv	+	Shift + 9
0	0 Tv	+	Shift + 0
+10	+10 Tv	+	Shift + Guide
MENU	Menu Tv	+	Shift + Menu
TV FUNC	Tv Func	+	Shift + Smart
VOLUME +	Tv Vol+	+	Shift + Vol +
−	Tv Vol-	+	Shift + Vol -
CHANNEL +	Channel + Tv	+	Shift + Ch +
CHANNEL −	Channel - Tv	+	Shift + Ch -
TUNE ▲+	Up Tv	+ LAY MOD	Shift + Up
ENTER	Enter Tv	+	Shift + Ok
TUNE ▼−	Down Tv	+	Shift + Down
ST+ ▶	Right Tv	+	Shift + Right

Original		Rechange	
ST− ◀	Left Tv	+	Shift + Left
⏸	Pause Tv	+	Shift + Pause
D.ACCESS ▶	Play/D.Access Tv	+	Shift + Play
MPX ■	Stop/MPX Tv	+	Shift + Stop
RF ATT ▶▶I	>>I/RF ATT Tv	+	Shift + >>I
BAND ◀◀	<</Band Tv	+	Shift + <<
DD/DTS	Dolby Tv	+	Shift + Dual
CLASS ▶▶	>>/Class Tv	+	Shift + >>
DISC	Disc Tv	+	Shift + Back
DSP	DSP Tv	+	Shift + Info
DISPLAY I◀◀	I<<</Display Tv	+	Shift + I<<
TEST TONE	Test Tone Tv	+	Shift + Subt
●	Rec Tv	+	Shift + Rec



Original		Rechange	
SOURCE	Power DVD		Power
1	1 DVD		1
2	2 DVD		2
3	3 DVD		3
4	4 DVD		4
5	5 DVD		5
6	6 DVD		6
7	7 DVD		7
8	8 DVD		8
9	9 DVD		9
0	0 DVD		0
+10	+10 DVD		Guide
DISC	Disc DVD		Back
MENU	Menu DVD		Menu
MASTER VOLUME +	Master		Vol +
–	Master volume-		Vol -
MUTING	Muting		Mute

Original		Rechange	
CHANNEL +	Channel+ DVD		Ch +
CHANNEL –	Channel- DVD		Ch -
TUNE ▲+	Up DVD		Up
TUNE ▼–	Down DVD		Down
ST+ ▶	Right DVD		Right
ST– ◀	Left DVD		Left
ENTER	Enter DVD		Ok
❚❚	Pause DVD		Pause
●	Rec DVD		Rec
D.ACCESS ▶	Play DVD		Play
BAND ◀◀	<< DVD		<<
CLASS ▶▶	>> DVD		>>
MPX ■	Stop DVD		Stop
RF ATT ▶▶I	>>I DVD		>>I
DISPLAY I◀◀	I<< DVD		I<<
DD/DTS	Dolby DVD		Dual
DSP	DSP DVD		Info



Original	Rechange	Original	Rechange
Test Tone DVD	Subt	Down VCR	+ Shift + Down
Signal Effect DVD	TV/R	Right VCR	+ Shift + Right
Power VCR	+ Shift + Power	Left VCR	+ Shift + Left
1 VCR	+ Shift + 1	Enter VCR	+ Shift + Ok
2 VCR	+ Shift + 2	Pause VCR	+ Shift + Pause
3 VCR	+ Shift + 3	Play VCR	+ Shift + Play
4 VCR	+ Shift + 4	Stop VCR	+ Shift + Stop
5 VCR	+ Shift + 5	<< VCR	+ Shift + <<
6 VCR	+ Shift + 6	>>I VCR	+ Shift + >>I
7 VCR	+ Shift + 7	>> VCR	+ Shift + >>
8 VCR	+ Shift + 8	I<< VCR	+ Shift + I<<
9 VCR	+ Shift + 9	Rec VCR	+ Shift + Rec
0 VCR	+ Shift + 0		
Disc VCR	+ Shift + Back		
Channel+ VCR	+ Shift + Ch +		
Channel- VCR	+ Shift + Ch -		
Up VCR	+ Shift + Up		



Original		Rechange	
SOURCE	Power CD		Power
1	1 CD		1
2	2 CD		2
3	3 CD		3
4	4 CD		4
5	5 CD		5
6	6 CD		6
7	7 CD		7
8	8 CD		8
9	9 CD		9
0	0 CD		0
+10	+10 CD		Guide
DISC	Disc CD		Back
MASTER VOLUME +	Master		Vol +
–	Master Volume-		Vol -
MUTING	Muting		Mute
CHANNEL +	Channel+ CD		Ch +

Original		Rechange	
CHANNEL –	Channel- CD		Ch -
TUNE ▲+	Up CD		Up
TUNE ▼–	Down CD		Down
ST+ ▶	Right CD		Right
ST– ◀	Left CD		Left
ENTER	Enter CD		Ok
❚❚	Pause CD		Pause
D.ACCESS ▶	Play CD		Play
BAND ◀◀	<< CD		<<
CLASS ▶▶	>> CD		>>
MPX ■	Stop CD		Stop
DISPLAY ⏮	I<< CD		I<<
RF ATT ⏭	>>I CD		>>I
SOURCE	Power TVC	+	Shift + Power
1	1 TVC	+	Shift + 1
2	2 TVC	+	Shift + 2
3	3 TVC	+	Shift + 3



Original		Rechange		Original		Rechange	
4	4 TVC	+	Shift + 4	D.ACCESS	Play TVC	+	Shift + Play
5	5 TVC	+	Shift + 5	MPX	Stop TVC	+	Shift + Stop
6	6 TVC	+	Shift + 6	BAND	<< TVC	+	Shift + <<
7	7 TVC	+	Shift + 7	CLASS	>> TVC	+	Shift + >>
8	8 TVC	+	Shift + 8	RF ATT	>>I TVC	+	Shift + >>I
9	9 TVC	+	Shift + 9	DISPLAY	I<< TVC	+	Shift + I<<
0	0 TVC	+	Shift + 0				
+10	+10 TVC	+	Shift + Guide				
DISC	Disc TVC	+	Shift + Back				
MENU	Menu TVC	+	Shift + Menu				
TUNE ▲+	Up TVC	+	Shift + Up				
TUNE ▼–	Down TVC	+	Shift + Down				
ST+ ▶	Right TVC	+	Shift + Right				
ST– ◀	Left TVC	+	Shift + Left				
ENTER	Enter TVC	+	Shift + Ok				
❚❚	Pause TVC	+	Shift + Pause				
●	Rec TVC	+	Shift + Rec				



Original		Rechange	
SOURCE	Power TUN		Power
1	1 TUN		1
2	2 TUN		2
3	3 TUN		3
4	4 TUN		4
5	5 TUN		5
6	6 TUN		6
7	7 TUN		7
8	8 TUN		8
9	9 TUN		9
0	0 TUN		0
MASTER VOLUME +	Master		Vol +
–	Master volume-		Vol -
MUTING	Muting		Mute
TUNE +	TUNE+ TUN		Up
TUNE –	TUNE- TUN		Down
ST+	ST+ TUN		Right

Original		Rechange	
ST–	ST- TUN		Left
D.ACCESS	D.Access TUN		Play
BAND	Band TUN		<<
CLASS	Class TUN		>>
MPX	MPX TUN		Stop
DISPLAY	Display TUN		I<<
RF ATT	RF ATT TUN		>>I
SOURCE	Power CDR	+	Shift + Power
1	1 CDR	+	Shift + 1
2	2 CDR	+	Shift + 2
3	3 CDR	+	Shift + 3
4	4 CDR	+	Shift + 4
5	5 CDR	+	Shift + 5
6	6 CDR	+	Shift + 6
7	7 CDR	+	Shift + 7
8	8 CDR	+	Shift + 8
9	9 CDR	+	Shift + 9



Original		Rechange		Original	Rechange
0	0 CDR	+	Shift + 0		
+10	+10 CDR	+	Shift + Guide		
CHANNEL +	Channel+ CDR	+	Shift + Ch +		
CHANNEL –	Channel- CDR	+	Shift + Ch -		
TUNE ▲ +	Up CDR	+	Shift + Up		
TUNE ▼ –	Down CDR	+	Shift + Down		
ST+ ▶	Right CDR	+	Shift + Right		
ST– ◀	Left CDR	+	Shift + Left		
ENTER	Enter CDR	+	Shift + Ok		
❚❚	Pause CDR	+	Shift + Pause		
D.ACCESS ▶	Play CDR	+	Shift + Play		
MPX ■	Stop CDR	+	Shift + Stop		
BAND ◀◀	<< CDR	+	Shift + <<		
●	Rec CDR	+	Shift + Rec		
DISPLAY ⏮	I<< CDR	+	Shift + I<<		
RF ATT ⏭	>>I CDR	+	Shift + >>I		
CLASS ▶▶	>> CDR	+	Shift + >>		