






Original	Rechange
 Power	 Power
 Return	 Back
 Function	 Smart
 Open/Close	 Eject
 Goto	 Pre Ch
 1	 1
 2	 2
 3	 3
 4	 4
 5	 5
 6	 6
 7	 7
 8	 8
 9	 9
 0	 0
 +10	 Guide
 Memory	 Media

Original	Rechange
 5.1 CH	 Shift + 5
 2.1 CH	 Shift + 2
 Sound	 Dual
 Dimmer	 TV/R
 Volume+	 Vol +
 Volume-	 Vol -
 DD Pro Logic	 List
 Setup	 Options
 Menu	 Menu
 Up	 Up
 Left	 Left
 Enter	 Ok
 Right	 Right
 Down	 Down
 Stop	 Stop
 Play	 Play
 Pause	 Pause





Original	Rechange	Original	Rechange
 <I Slow	 Ch -		
 Slow I>	 Ch +		
 I<< Prev	 I<<		
 Next >>I	 >>I		
 << / Tuning-	 <<		
 >> / Tuning+	 >>		
 Clear	 Exit		
 Display	 Info		
 Zoom	 Shift + Eject		
 Audio	 Sleep		
 Angle	 Format		
 Subtitle	 Subt		
 FM Mode / Repeat A-B	 Red		
 Band / Repeat	 Green		

