







Original	Rechange	Original	Rechange
 POWER	 Power	 ASPECT	 Format
 FREEZE	 Pause	 MENU/EXIT	 Exit
 INPUT HDMI 1	 Red	 MENU/EXIT	 Menu
 INPUT HDMI 2	 Green	 MUTE	 Mute
 INPUT PC	 Yellow	 USER 1	 1
 INPUT	 Blue	 USER 2	 2
 INPUT VIDEO	 Shift + Red	 USER 3	 3
 INPUT S-VIDEO	 Shift + Green	 BRIGHT.	 4
 BLANK	 List	 CONTRAST	 5
 AUTO	 Smart	 SHARP	 6
 LEFT / Vol-	 Vol -	 COLOR	 7
 LEFT / Vol-	 Left	 TINT	 8
 UP/KEYST. UP	 Up	 PIP	 9
 RIGHT / Vol+	 Vol +	 PIP SIZE	 Guide
 RIGHT / Vol+	 Right	 PIP POS	 0
 MODE / ENTER	 Ok	 PIP ACTIVE	 Pre Ch
 DOWN/KEYST. DOWN	 Down	 GAMMA	 D. Menu



DOWN



Original		Rechange	
	COLOR TEMP.		Text
	BRILLIANT		Eject

Original		Rechange	

