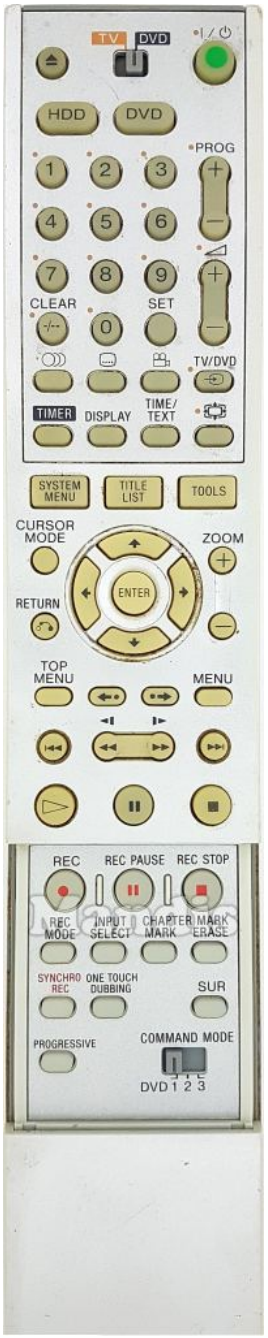

Original		Rechange	
	Power		Power
	Open/Close	ZOOM	Eject
HDD	HDD	APP MEDIA	Media
DVD	DVD	HOME SMART	Smart
1	1	1	1
2	2	2	2
3	3	3	3
4	4	4	4
5	5	5	5
6	6	6	6
7	7	7	7
8	8	8	8
9	9	9	9
0	0	0	0
CLEAR	Clear	CLEAR EXIT	Exit
SET	Set	A	Red
PROG	Prog+	+ CH	Ch +

Original		Rechange	
	Prog-	CH –	Ch -
	Vol +	+ VOL	Vol +
	Vol -	VOL –	Vol -
	O))	SOUND DUAL	Dual
	[. . .]	AD SUBT	Subt
	Camera	C	Yellow
TV/DVD	Tv/DVD	SEARCH TV/R	TV/R
TIMER	Timer	SHIFT + TIMER AV	Shift + AV
DISPLAY	Display	DISPLAY INFO	Info
TIME/TEXT	Time/Text	REPEAT TEXT	Text
	[ ]	ECO 3D	3D
SYSTEM MENU	System Menu	E-MANUAL D.MENU	D. Menu
TITLE LIST	Title List	D	Blue
TOOLS	Tools	SETTINGS OPT	Options
CURSOR MODE	Cursor Mode	B	Green
ZOOM	Zoom+	SHIFT + + CH	Shift + Ch +
	Zoom-	SHIFT + CH –	Shift + Ch -

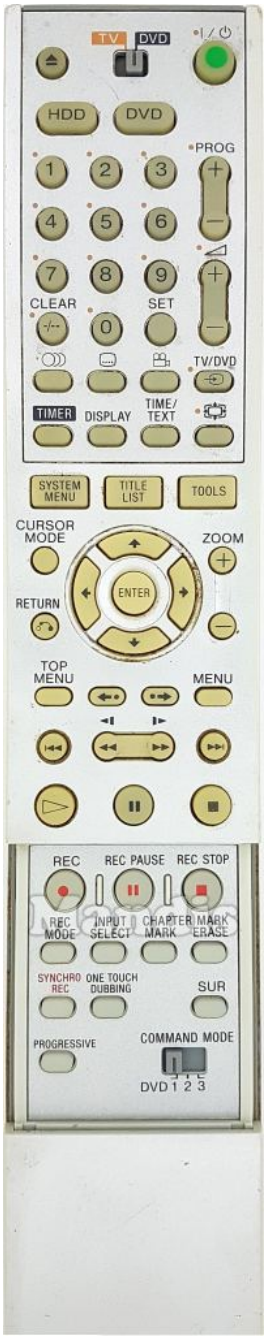

Original		Rechange	
RETURN	Return	RETURN BACK	Back
	Up		Up
	Down		Down
	Right		Right
	Left		Left
ENTER	Enter	OK	Ok
TOP MENU	Top Menu	SHIFT + TOP MENU MENU	Shift + Menu
	←	SHIFT +	Shift + Left
	· →	SHIFT +	Shift + Right
MENU	Menu	TOP MENU MENU	Menu
	I <<		I <<
	<<I ◁		<<
	I >I >>		>>
	>>I		>>I
	Play	PLAY MODE	Play
	Pause		Pause
	Stop		Stop

Original		Rechange	
REC	Rec	REC MODE	Rec
REC PAUSE	Rec Pause	SHIFT +	Shift + Pause
REC STOP	Rec Stop	SHIFT +	Shift + Stop
REC MODE	Rec Mode	SHIFT + REC MODE	Shift + Rec
INPUT SELECT	Input Select	TIMER AV	AV
CHAPTER MARK	Chapter Mark	PICTURE FORMAT	Format
R MARK ERASE	Mark Erase	FAV PRE-CH	Pre Ch
SYNCHRO REC	Synchro Rec	DISC NAV LIST	List
ONE TOUCH DUBBING	One Touch	PROG SLEEP	Sleep
SUR	Sur	SHIFT + SOUND DUAL	Shift + Dual
PROGRESSIVE	Progressive	-/-- GUIDE	Guide

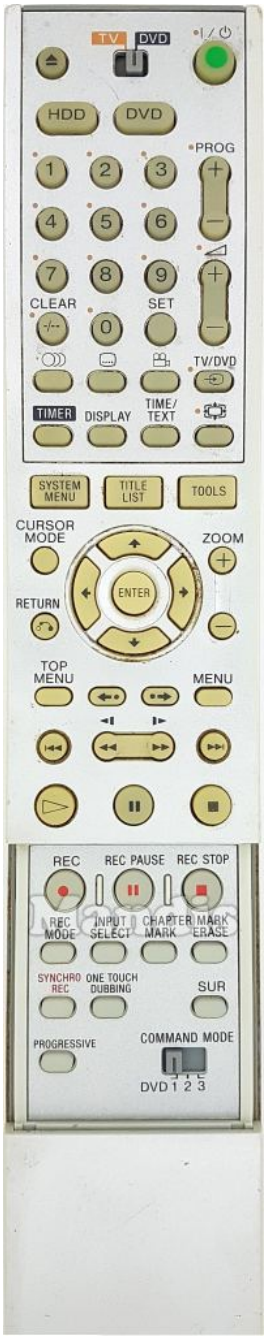

Original		Rechange	
	Power		Power
	1	1	1
	2	2	2
	3	3	3
	4	4	4
	5	5	5
	6	6	6
	7	7	7
	8	8	8
	9	9	9
	0	0	0
CLEAR	- / - -	-/-- GUIDE	Gui de
PROG +	Pr og+	+ CH	Ch +
	Pr og-	CH −	Ch -
	Vol +	+ VOL	Vol +
	Vol -	VOL −	Vol -
TV/DVD	Tv/ DVD	SEARCH TV/R	TV/ R

Original		Rechange	
	[ ]	ECO 3D	3D

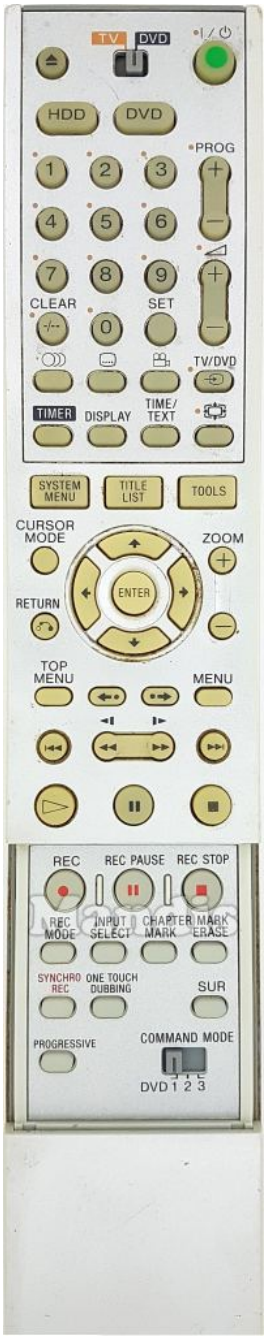

Original		Rechange	
	Power		Power
	Open/Close	ZOOM	Eject
HDD	HDD	APP MEDIA	Media
DVD	DVD	HOME SMART	Smart
1	1	1	1
2	2	2	2
3	3	3	3
4	4	4	4
5	5	5	5
6	6	6	6
7	7	7	7
8	8	8	8
9	9	9	9
0	0	0	0
CLEAR	Clear	CLEAR EXIT	Exit
SET	Set	A	Red
PROG	Prog+	+ CH	Ch +

Original		Rechange	
	Prog-	CH –	Ch -
	Vol +	+ VOL	Vol +
	Vol -	VOL –	Vol -
	O))	SOUND DUAL	Dual
	[. . .]	AD SUBT	Subt
	Camera	C	Yellow
TV/DVD	Tv/DVD	SEARCH TV/R	TV/R
TIMER	Timer	SHIFT + TIMER AV	Shift + AV
DISPLAY	Display	DISPLAY INFO	Info
TIME/TEXT	Time/Text	REPEAT TEXT	Text
	[ ]	ECO 3D	3D
SYSTEM MENU	System Menu	E-MANUAL D.MENU	D. Menu
TITLE LIST	Title List	D	Blue
TOOLS	Tools	SETTINGS OPT	Options
CURSOR MODE	Cursor Mode	B	Green
ZOOM	Zoom+	SHIFT + + CH	Shift + Ch +
	Zoom-	SHIFT + CH –	Shift + Ch -

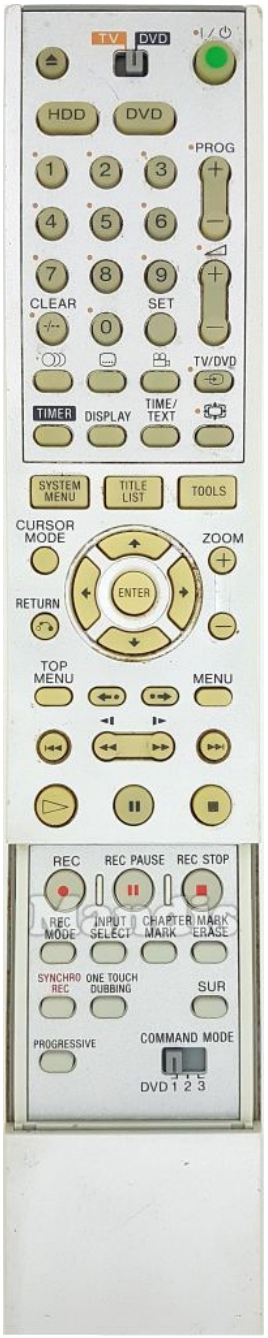

Original		Rechange	
RETURN	Return	RETURN BACK	Back
	Up		Up
	Down		Down
	Right		Right
	Left		Left
ENTER	Enter	OK	Ok
TOP MENU	Top Menu	SHIFT + TOP MENU MENU	Shift + Menu
	←	SHIFT +	Shift + Left
	· →	SHIFT +	Shift + Right
MENU	Menu	TOP MENU MENU	Menu
	I <<		I <<
	<<I ◁		<<
	I >I >>		>>
	>>I		>>I
	Play	PLAY MODE	Play
	Pause		Pause
	Stop		Stop

Original		Rechange	
REC	Rec	REC MODE	Rec
REC PAUSE	Rec Pause	SHIFT +	Shift + Pause
REC STOP	Rec Stop	SHIFT +	Shift + Stop
REC MODE	Rec Mode	SHIFT + REC MODE	Shift + Rec
INPUT SELECT	Input Select	TIMER AV	AV
CHAPTER MARK	Chapter Mark	PICTURE FORMAT	Format
R MARK ERASE	Mark Erase	FAV PRE-CH	Pre Ch
SYNCHRO REC	Synchro Rec	DISC NAV LIST	List
ONE TOUCH DUBBING	One Touch	PROG SLEEP	Sleep
SUR	Sur	SHIFT + SOUND DUAL	Shift + Dual
PROGRESSIVE	Progressive	-/-- GUIDE	Guide

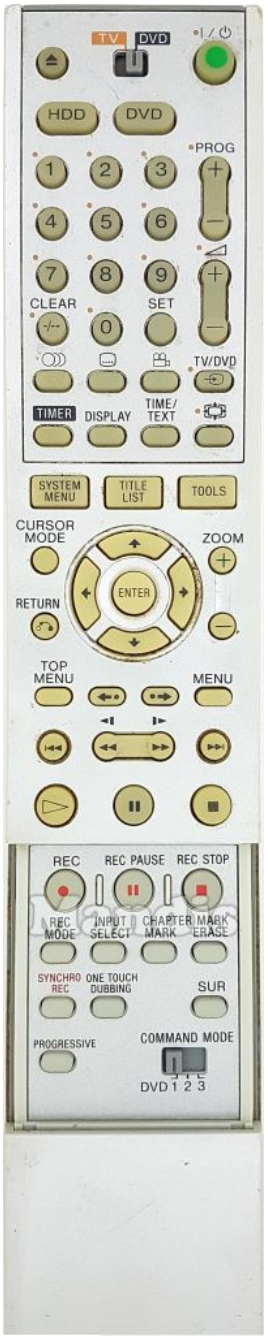

Original		Rechange	
	Power		Power
	Open/Close	ZOOM	Eject
HDD	HDD	APP MEDIA	Media
DVD	DVD	HOME SMART	Smart
1	1	1	1
2	2	2	2
3	3	3	3
4	4	4	4
5	5	5	5
6	6	6	6
7	7	7	7
8	8	8	8
9	9	9	9
0	0	0	0
CLEAR	Clear	CLEAR EXIT	Exit
SET	Set	A	Red
PROG	Prog+	+ CH	Ch +

Original		Rechange	
	Prog-	CH –	Ch -
	Vol +	+ VOL	Vol +
	Vol -	VOL –	Vol -
	O))	SOUND DUAL	Dual
	[. . .]	AD SUBT	Subt
	Camera	C	Yellow
TV/DVD	Tv/DVD	SEARCH TV/R	TV/R
TIMER	Timer	SHIFT + TIMER AV	Shift + AV
DISPLAY	Display	DISPLAY INFO	Info
TIME/ TEXT	Time/Text	REPEAT TEXT	Text
	[ ]	ECO 3D	3D
SYSTEM MENU	System Menu	E-MANUAL D.MENU	D. Menu
TITLE LIST	Title List	D	Blue
TOOLS	Tools	SETTINGS OPT	Options
CURSOR MODE	Cursor Mode	B	Green
ZOOM	Zoom+	SHIFT + + CH	Shift + Ch +
	Zoom-	SHIFT + CH –	Shift + Ch -

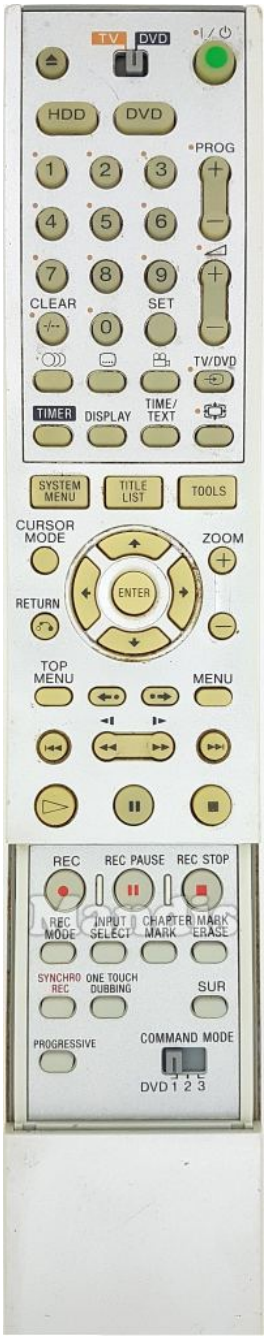

Original		Rechange	
RETURN	Return	RETURN BACK	Back
	Up		Up
	Down		Down
	Right		Right
	Left		Left
ENTER	Enter	OK	Ok
TOP MENU	Top Menu	SHIFT + TOP MENU MENU	Shift + Menu
	←	SHIFT +	Shift + Left
	· →	SHIFT +	Shift + Right
MENU	Menu	TOP MENU MENU	Menu
	I <<		I <<
	<<I ◁		<<
	I >I >>		>>
	>>I		>>I
	Play	PLAY MODE	Play
	Pause		Pause
	Stop		Stop

Original		Rechange	
REC	Rec	REC MODE	Rec
REC PAUSE	Rec Pause	SHIFT +	Shift + Pause
REC STOP	Rec Stop	SHIFT +	Shift + Stop
REC MODE	Rec Mode	SHIFT + REC MODE	Shift + Rec
INPUT SELECT	Input Select	TIMER AV	AV
CHAPTER MARK	Chapter Mark	PICTURE FORMAT	Format
R MARK ERASE	Mark Erase	FAV PRE-CH	Pre Ch
SYNCHRO REC	Synchro Rec	DISC NAV LIST	List
ONE TOUCH DUBBING	One Touch	PROG SLEEP	Sleep
SUR	Sur	SHIFT + SOUND DUAL	Shift + Dual
PROGRESSIVE	Progressive	-/-- GUIDE	Guide