

Original	Replacement	Original	Replacement
Power Receiver	Power	FL Dimmer	Yellow
Effect-	8	CH Level +	Ch +
Effect+	9	CH Level -	Ch -
Master	Vol +	DVD	1
Master Volume-	Vol -	TV	2
Up/Tune+	Up	VCR	3
Down/Tune-	Down	CD-R	4
Enter	Ok	TUN	5
Right/ST+	Right	Midnight	Options
Left/ST-	Left	5.1CH	TV/R
Dolby	Dual	ATT	Blue
DSP	Info	Signal Select	Media
Test Tone	Subt	Power TV	Shift + Power
CH Select	Red	1 Tv	Shift + 1
Loudness	Green	2 Tv	Shift + 2
Function	Smart	3 Tv	Shift + 3
Muting	Mute	4 Tv	Shift + 4



Original	Replacement
5 Tv	Shift + 5
6 Tv	Shift + 6
7 Tv	Shift + 7
8 Tv	Shift + 8
9 Tv	Shift + 9
0 Tv	Shift + 0
+10 Tv	Shift + Guide
Menu Tv	Shift + Menu
Tv Func	Shift + Smart
Tv Vol +	Shift + Vol +
Tv Vol -	Shift + Vol -
Channel + Tv	Shift + Ch +
Channel - Tv	Shift + Ch -
Up Tv	Shift + Up
Enter Tv	Shift + Ok
Down Tv	Shift + Down
Right Tv	Shift + Right

Original	Replacement
Left Tv	Shift + Left
Pause Tv	Shift + Pause
Play/D.Access Tv	Shift + Play
Stop/MPX Tv	Shift + Stop
>>I/RF ATT Tv	Shift + >>I
<</Band Tv	Shift + <<
Dolby Tv	Shift + Dual
>>/Class Tv	Shift + >>
Disc Tv	Shift + Back
DSP Tv	Shift + Info
I<</Display Tv	Shift + I<<
Test Tone Tv	Shift + Subt
Rec Tv	Shift + Rec



Original	Replacement	Original	Replacement
Power DVD	Power	Channel + DVD	Ch +
1 DVD	1	Channel - DVD	Ch -
2 DVD	2	Up DVD	Up
3 DVD	3	Down DVD	Down
4 DVD	4	Right DVD	Right
5 DVD	5	Left DVD	Left
6 DVD	6	Enter DVD	Ok
7 DVD	7	Pause DVD	Pause
8 DVD	8	Rec DVD	Rec
9 DVD	9	Play DVD	Play
0 DVD	0	<< DVD	<<
+10 DVD	Guide	>> DVD	>>
Disc DVD	Back	Stop DVD	Stop
Menu DVD	Menu	>>I DVD	>>I
Master	Vol +	I << DVD	I <<
Master volume-	Vol -	Dolby DVD	Dual
Muting	Mute	DSP DVD	Info



Original	Replacement
Test Tone DVD	Subt
Signal Effect DV	TV/R
Power VCR	Shift + Power
1 VCR	Shift + 1
2 VCR	Shift + 2
3 VCR	Shift + 3
4 VCR	Shift + 4
5 VCR	Shift + 5
6 VCR	Shift + 6
7 VCR	Shift + 7
8 VCR	Shift + 8
9 VCR	Shift + 9
0 VCR	Shift + 0
Disc VCR	Shift + Back
Channel + VCR	Shift + Ch +
Channel - VCR	Shift + Ch -
Up VCR	Shift + Up

Original	Replacement
Down VCR	Shift + Down
Right VCR	Shift + Right
Left VCR	Shift + Left
Enter VCR	Shift + Ok
Pause VCR	Shift + Pause
Play VCR	Shift + Play
Stop VCR	Shift + Stop
<< VCR	Shift + <<
>>I VCR	Shift + >>I
>> VCR	Shift + >>
I << VCR	Shift + I <<
Rec VCR	Shift + Rec



Original		Replacement	
SOURCE	Power CD	⏻	Power
1	1 CD	1	1
2	2 CD	2	2
3	3 CD	3	3
4	4 CD	4	4
5	5 CD	5	5
6	6 CD	6	6
7	7 CD	7	7
8	8 CD	8	8
9	9 CD	9	9
0	0 CD	0	0
+10	+10 CD	GUIDE	Guide
DISC	Disc CD	RETURN BACK	Back
MASTER VOLUME +	Master	+ VOL	Vol +
−	Master Volume-	VOL −	Vol -
MUTING	Muting	MUTE	Mute
CHANNEL +	Channel + CD	+ CH	Ch +

Original		Replacement	
CHANNEL −	Channel - CD	CH −	Ch -
TUNE ▲ +	Up CD	▲	Up
TUNE ▼ −	Down CD	▼	Down
ST+ ▶	Right CD	▶	Right
ST− ◀	Left CD	◀	Left
ENTER	Enter CD	OK	Ok
❚❚	Pause CD	❚❚	Pause
D.ACCESS ▶	Play CD	PLAY MODE ▶	Play
BAND ◀◀	<< CD	<<	<<
CLASS ▶▶	>> CD	>>	>>
MPX ■	Stop CD	■	Stop
DISPLAY ⏮	I << CD	I <<	I <<
RF ATT ⏭	>>I CD	>>I	>>I
SOURCE	Power TVC	SHIFT + ⏻	Shift + Power
1	1 TVC	SHIFT + 1	Shift + 1
2	2 TVC	SHIFT + 2	Shift + 2
3	3 TVC	SHIFT + 3	Shift + 3



Original	Replacement	Original	Replacement
4 TVC	SHIFT + 4 Shift + 4	D.ACCESS Play TVC	SHIFT + PLAY MODE Shift + Play
5 TVC	SHIFT + 5 Shift + 5	MPX Stop TVC	SHIFT + Shift + Stop
6 TVC	SHIFT + 6 Shift + 6	BAND << TVC	SHIFT + << Shift + <<
7 TVC	SHIFT + 7 Shift + 7	CLASS >> TVC	SHIFT + >> Shift + >>
8 TVC	SHIFT + 8 Shift + 8	RF ATT >>I TVC	SHIFT + >>I Shift + >>I
9 TVC	SHIFT + 9 Shift + 9	DISPLAY I << TVC	SHIFT + I << Shift + I <<
0 TVC	SHIFT + 0 Shift + 0		
+10 TVC	SHIFT + GUIDE Shift + Guide		
Disc TVC	SHIFT + RETURN BACK Shift + Back		
Menu TVC	SHIFT + TOP MENU MENU Shift + Menu		
Up TVC	SHIFT + Shift + Up		
Down TVC	SHIFT + Shift + Down		
Right TVC	SHIFT + Shift + Right		
Left TVC	SHIFT + Shift + Left		
Enter TVC	SHIFT + OK Shift + Ok		
Pause TVC	SHIFT + Shift + Pause		
Rec TVC	SHIFT + REC MODE Shift + Rec		



Original	Replacement
Power TUN	Power
1 TUN	1
2 TUN	2
3 TUN	3
4 TUN	4
5 TUN	5
6 TUN	6
7 TUN	7
8 TUN	8
9 TUN	9
0 TUN	0
Master	Vol +
Master volume-	Vol -
Muting	Mute
TUNE+ TUN	Up
TUNE- TUN	Down
ST+ TUN	Right

Original	Replacement
ST- TUN	Left
D. Access TUN	Play
Band TUN	<<
Class TUN	>>
MPX TUN	Stop
Display TUN	I <<
RF ATT TUN	>>I
Power CDR	Shift + Power
1 CDR	Shift + 1
2 CDR	Shift + 2
3 CDR	Shift + 3
4 CDR	Shift + 4
5 CDR	Shift + 5
6 CDR	Shift + 6
7 CDR	Shift + 7
8 CDR	Shift + 8
9 CDR	Shift + 9



Original	Replacement	Original	Replacement
0 CDR	SHIFT + 0 Shift + 0		
+10 CDR	SHIFT + GUIDE Shift + Guide		
Channel + CDR	SHIFT + CH Shift + Ch +		
Channel - CDR	SHIFT + CH Shift + Ch -		
Up CDR	SHIFT + ▲ Shift + Up		
Down CDR	SHIFT + ▼ Shift + Down		
Right CDR	SHIFT + ▶ Shift + Right		
Left CDR	SHIFT + ◀ Shift + Left		
Enter CDR	SHIFT + OK Shift + Ok		
Pause CDR	SHIFT + ❚❚ Shift + Pause		
Play CDR	SHIFT + PLAY MODE Shift + Play		
Stop CDR	SHIFT + ■ Shift + Stop		
<< CDR	SHIFT + << Shift + <<		
Rec CDR	SHIFT + REC MODE Shift + Rec		
I << CDR	SHIFT + I<< Shift + I <<		
>>I CDR	SHIFT + >>I Shift + >>I		
>> CDR	SHIFT + >> Shift + >>		