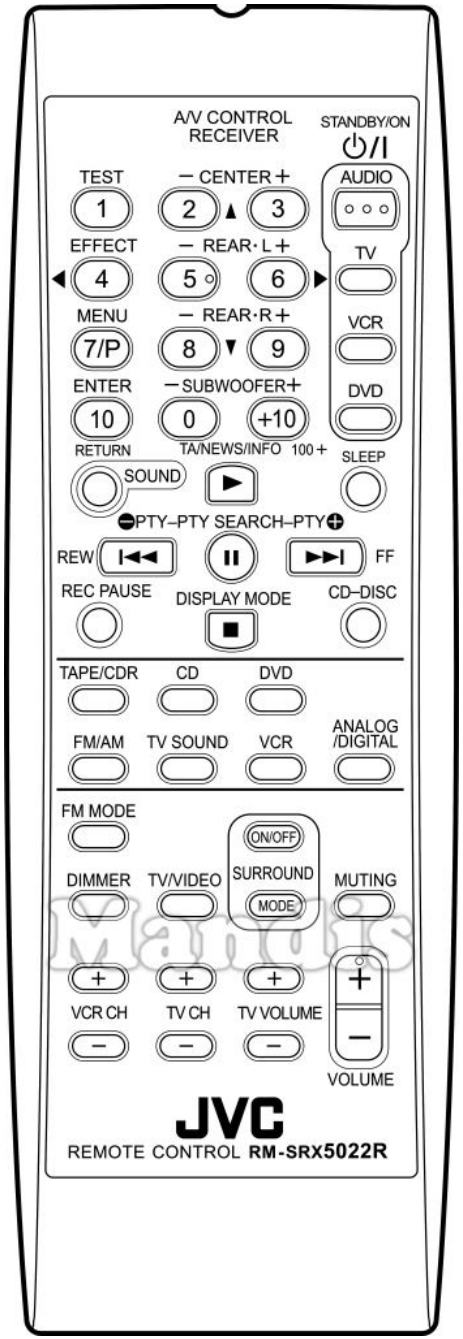

Original		Replacement	
TEST 1	1	TV 1	1
TEST 1	Test	GOTO TEXT	Text / Goto
TEST 1	1 FM/AM	SHIFT + TV 1	Shift + 1
CEN 2	2	DVD 2	2
CEN 2	2 FM/AM	SHIFT + DVD 2	Shift + 2
CEN 2	Center -	◀	Left
TER+ 3	3	CD-STB 3	3
TER+ 3	3 FM/AM	SHIFT + CD-STB 3	Shift + 3
TER+ 3	Center +	▶	Right
EFFECT 4	4	VIDEO 4	4
EFFECT 4	Effect	MEDIA DISPLAY	Display / Media
EFFECT 4	4 FM/AM	SHIFT + VIDEO 4	Shift + 4
REA 5	5	TAPE 5	5
REA 5	Rear L -	VOL −	Vol -
REA 5	5 FM/AM	SHIFT + TAPE 5	Shift + 5
AR·L+ 6	6	TUNER 6	6
AR·L+ 6	Rear L +	+ VOL	Vol +
AR·L+ 6	6 FM/AM	SHIFT + TUNER 6	Shift + 6
MENU 7/P	7/P	AUX-HDD 7	7
MENU 7/P	7 FM/AM	SHIFT + AUX-HDD 7	Shift + 7
REA 8	8	USB 8	8
REA 8	8 FM/AM	SHIFT + USB 8	Shift + 8
REA 8	Rear R-	CH PAGE −	CH- / Page-
R·R+ 9	9	BLUETOOTH 9	9
R·R+ 9	9 FM/AM	SHIFT + BLUETOOTH 9	Shift + 9
R·R+ 9	Rear R+	+ CH PAGE	CH+ / Page+
ENTER 10 RETURN	10/Return	-/-- GUIDE EPG	Guide / EPG / -/--
ENTER 10 RETURN	10 FM/AM	SHIFT + HDMI-SAT 0	Shift + 0
SUBWO 0	0	HDMI-SAT 0	0
SUBWO 0	SUBWOOFER -	▼	Down
OFER+ +10 /INFO 100+	+10/+100	PC FAV MARKER	Fav / Marker / PC
OFER+ +10 /INFO 100+	+10 FM/AM	SHIFT + -/-- GUIDE EPG	Shift + Guide / EPG / -/--
OFER+ +10 /INFO 100+	SUBWOOFER +	▲	Up
TA/NEWS/INFO ▶	Play/TA/News/Inf	SLOW ▶	Play / Slow

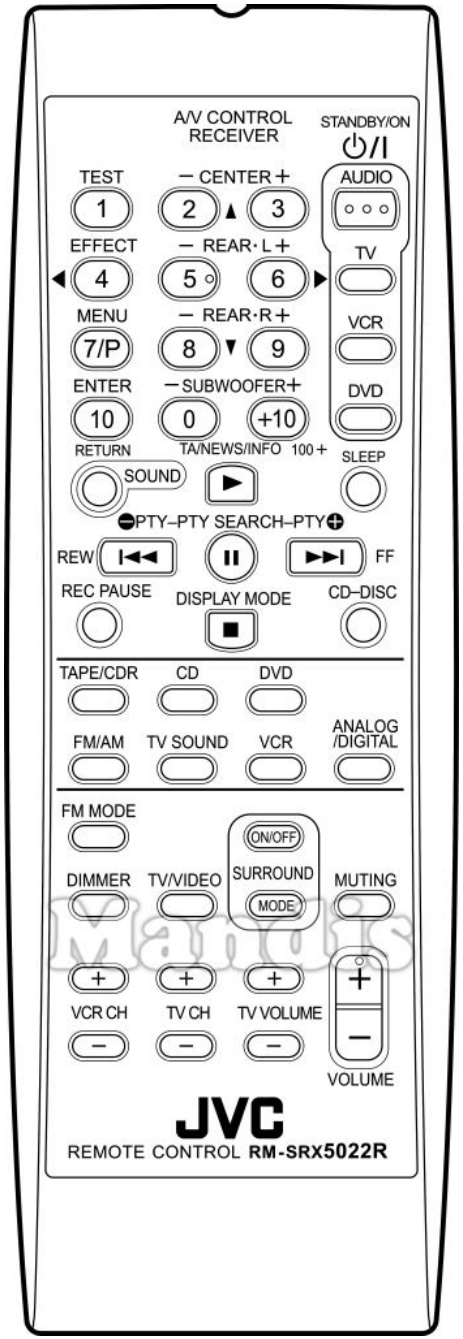

Original	Replacement
Play FM/AM	Shift + Play /
I<<PTY-	I<< / Preset-
I<<FM/AM	Shift + I<< / Preset-
Pause/PTY Search	Pause / Step / Freeze
Pause FM/AM	Shift + Pause / Step /
>>I/PTY+	>>I / Preset+
>>I FM/AM	Shift + >>I / Preset+
Stop/Display	Stop / Hold
Stop FM/AM	Shift + Stop /
FM/AM	Menu / Home
FM Mode	Smart / List

Original	Replacement

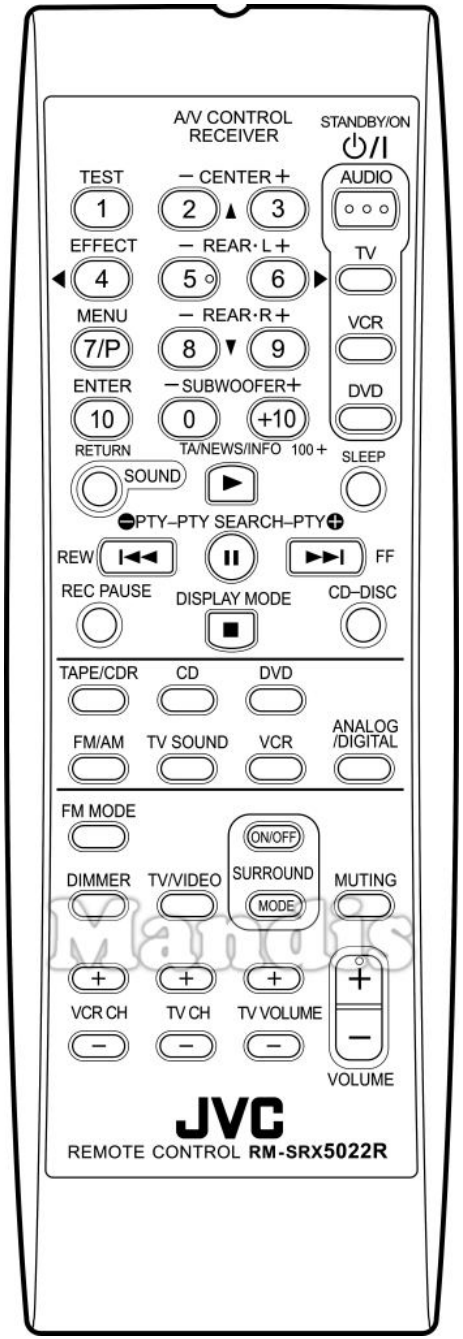

Original		Replacement		Original	Replacement
2	Up		Up		
EFFECT 4	Left		Left		
6	Right		Right		
MENU 7/P	Menu	HOME MENU	Menu / Home		
8	Down		Down		
ENTER 10 RETURN	Enter	OK	OK		
TA/NEWS/INFO	Play	SLOW	Play / Slow		
TA/NEWS/INFO	Play VCR	SHIFT +	SLOW Shift + Play /		
REW	I<<	PRESET-	I<< / Preset-		
REW	I<< VCR	SHIFT +	PRESET- Shift + I<< / Preset-		
PTY SEARCH	Pause	STEP·FREEZE	Pause / Step / Freeze		
PTY SEARCH	Pause VCR	SHIFT +	STEP·FREEZE Shift + Pause / Step /		
FF	>>I	PRESET+	>>I / Preset+		
FF	>>I VCR	SHIFT +	PRESET+ Shift + >>I / Preset+		
REC PAUSE	Rec Pause VCR	SHIFT +	REC MODE Shift + Rec / Rec Mode		
DISPLAY MODE	Stop	HOLD	Stop / Hold		
DISPLAY MODE	Stop VCR	SHIFT +	HOLD Shift + Stop / Hold		

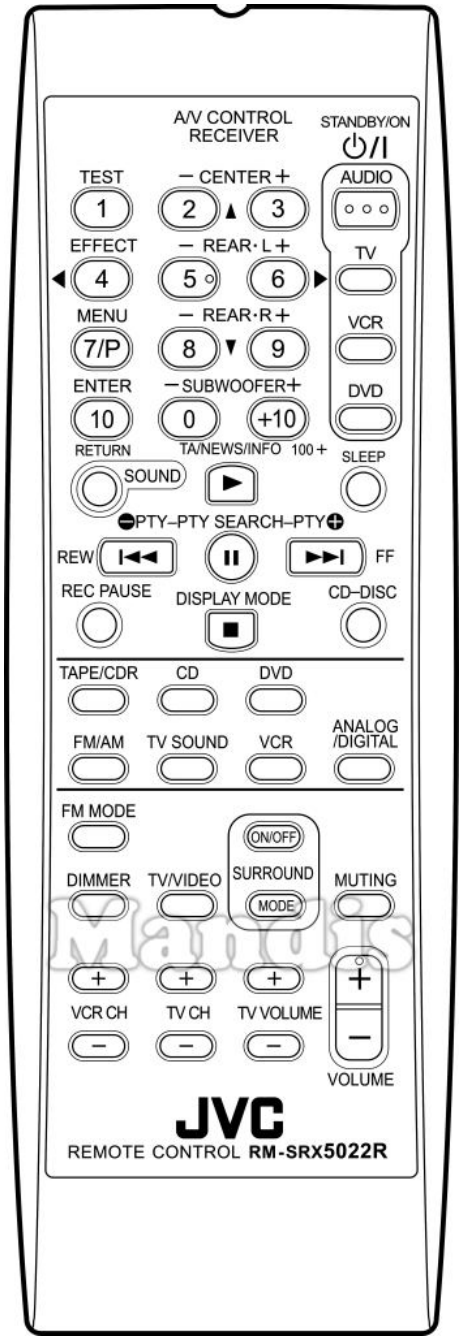

Original		Replacement	
TEST 1	1	TV 1	1
CEN 2	2	DVD 2	2
TER+ 3	3	CD-STB 3	3
STANDBY/ON AUDIO	Audio Standby/On		Power
EFFECT 4	4	VIDEO 4	4
REA 5	5	TAPE 5	5
AR·L+ 6	6	TUNER 6	6
TV	TV Standby/On	NETFLIX SEARCH	Red / Netflix / Search
MENU 7/P	7/P	AUX-HDD 7	7
VCR	VCR	APP REPEAT	Green / APP / Repeat
DVD	DVD	YouTube REPEAT A-B	Yellow / YouTube / Repeat
TA/NEWS/INFO	Play	SLOW	Play / Slow
SLEEP	Sleep	TIMER SLEEP	Sleep / Timer
PTY REW	I<<	PRESET-	I<< / Preset-
PTY SEARCH	Pause	STEP-FREEZE	Pause / Step / Freeze
PTY FF	>>I	PRESET+	>>I / Preset+
DISPLAY MODE	Stop	HOLD	Stop / Hold

Original		Replacement	
FM/AM	FM/AM	LIST SMART	Smart / List
VCR	VCR	SHIFT + VIDEO 4	Shift + 4
ANALOG /DIGITAL	Analog/Digital	TITLE SOUND	Sound / Title
FM MODE	FM/Mode	MEDIA DISPLAY	Display / Media
ON/OFF SURROUND	Surround On/Off	SURROUND	Eject / Surround
DIMMER	Dimmer	SHIFT + DIMMER MUTE	Shift + Mute / Dimmer
TV/VIDEO	Tv/Video	PROGRAM TV/RADIO	TV/Radio /
SURROUND MODE	Surround Mode	EQ SUBTITLE	Subtitle / EQ
MUTING	Muting	DIMMER MUTE	Mute / Dimmer
+ VCR CH	VCR CH+	SHIFT + + CH PAGE	Shift + CH+ /
+ TV CH	Tv CH+	+ CH PAGE	CH+ / Page+
+ TV VOLUME	Tv Volume +	SHIFT + + VOL	Shift + Vol +
+	Volume +	+ VOL	Vol +
VCR CH −	VCR CH-	SHIFT + CH PAGE −	Shift + CH- /
TV CH −	Tv CH-	CH PAGE −	CH- / Page-
TV VOLUME −	Tv Volume -	SHIFT + VOL −	Shift + Vol -
− VOLUME	Volume -	VOL −	Vol -

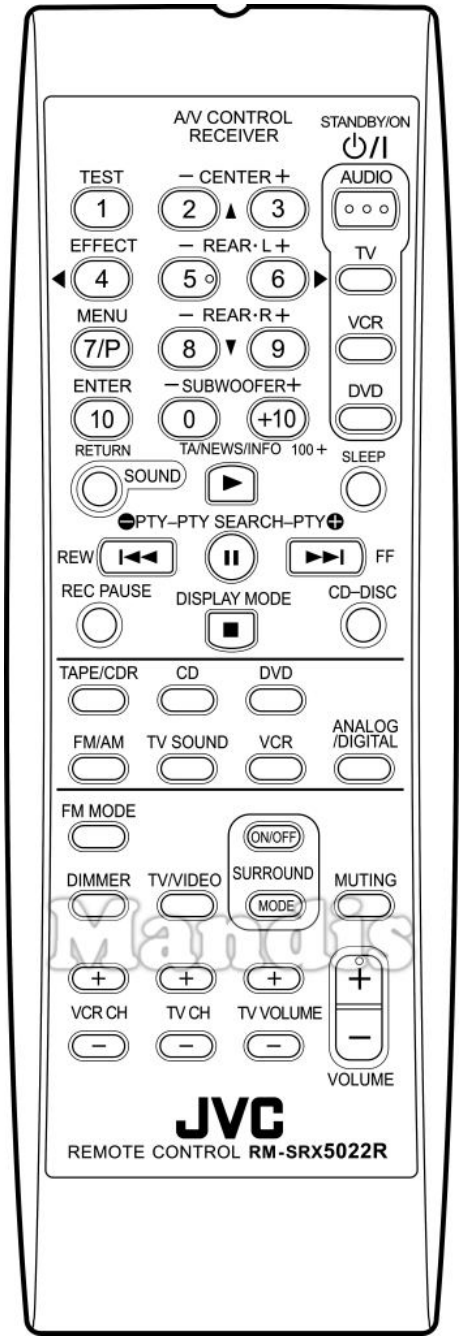

Original	Replacement
1 TV Sound	1
2 TV Sound	2
3 TV Sound	3
4 TV Sound	4
5 TV Sound	5
6 TV Sound	6
7 TV Sound	7
8 TV Sound	8
9 TV Sound	9
10 TV Sound	Guide / EPG / -/--
0 TV Sound	0
+10 TV Sound	Fav / Marker / PC
Play	Play / Slow
I <<	I << / Preset-
Pause	Pause / Step / Freeze
>>I	>>I / Preset+
Rec Pause	Rec / Rec Mode

Original	Replacement
Stop	Stop / Hold
TV Sound	Sound / Title