


























Original	Replacement	Original	Replacement
	Power		Power
	Mute		Mute / Dimmer
	1		1
	2		2
	3		3
	4		4
	5		5
	6		6
	7		7
	8		8
	9		9
	0		0
	DTV/ATV		D.Menu / Top
	Recall		Back / Return
	P.Mode		Picture / Format
	S.Mode		Sound / Title
	Sleep		Sleep / Timer
	Menu		Menu / Home
	Source		AV / Input / RDS
	Up		Up
	Left		Left
	Enter		OK
	Right		Right
	Down		Down
	Exit		Exit / Cancel / Clear
	Display		Display / Media
	Vol+		Vol+
	Vol-		Vol-
	MTS		Info / Angle
	Rec List		Smart / List
	CH+		CH+ / Page+
	CH-		CH- / Page-
	FAV/List		Fav / Marker / PC
	Rec		Rec / Rec Mode







Original	Replacement
	Power
	Mute
	1
	2
	3
	4
	5
	6
	7
	8
	9
	0
	DTV/ATV
	Recall
	P.Mode
	S.Mode
	Sleep

Original	Replacement
	Menu
	Source
	Up
	Left
	Enter
	Right
	Down
	Exit
	Display
	Vol+
	Vol-
	MTS
	Rec List
	CH+
	CH-
	FAV/List
	Rec





The image shows a black Mandis remote control with a variety of buttons. At the top, there is a power button (red circle with a power symbol), a DIMMER MUTE button (black circle with a speaker icon and the word MUTE), and a SHIFT button (yellow circle with the word SHIFT). Below these are four function buttons: TV, DVD, SAT, and AUX. The main body of the remote is filled with various buttons for channel navigation (up, down, left, right, OK), volume (plus/minus), and channel/page (plus/minus). It also includes a numeric keypad (0-9) and buttons for specific functions like SEARCH, REPEAT, and RANDOM. At the bottom, there are four colored buttons for streaming services: Netflix, APP, YouTube, and Prime Video.